


	Turbo 2001	Herkules 2002	Herkules 230	Herkules 280
	fixed/ swivel	fixed/ swivel	swivel	swivel
Drum (-ø/width)	1000 x 1720 mm	1080 x 2000 mm	1280 x 2300 mm	1280 x 2800 mm
working width max.	2500 mm	2800 mm	3100 mm	3500 mm
Power requirement	40 - 80 PS	50 - 200 PS	70 - 250 PS	80 - 300 PS
PTO speed max.	540/ 1000 U/min			
Drum speed	120 - 180 U/min		100 - 150 U/min	
Water filling	yes	yes	no	no
Weight	600 kg	750 kg	1000 kg	1200 kg

Herkules 2002 also with drum width 1750 mm available.
Herkules 230 also with drum width 2000 mm available.



ARNEUBA - Landmaschinen & Fahrzeuge GmbH
Schützenhausstraße 27 | 09487 Schlettau

Phone +49 (0) 3733 67238-14
Fax +49 (0) 3733 67238-20

fortschritt@arneuba.de
www.fortschritt.arneuba.de



exclusively sold by



SILAGE SPREADER


clean distribution for
perfect silage

Turbo 2001 | Herkules 2002 | Herkules 230/280

Ideal for optimal allocation and use of space !

Fill your silo: clean and to the edge!

Now you can ensile corn and grass with less effort and less time. Distribute the silage to the edge of your silos. The 20 helically arranged tools optimally distribute the silage to the outside.



Unique Technology

The 20 distribution tines are 3-angled and arranged spirally. Together with the narrow spacing between the rolls and the large-sized gear the Silage Dispenser guarantees effective and cost-saving work.




Suitable for front and rear mounted

The Silage Dispenser are suitable both – for front and for rear mounting. We also provide our Silage Dispenser both combined. With the recording triangle the mounting on the front linkage is quick and easy. For machines with front-wheel drive or rear drive a reduction gear is used.

Robust construction for extreme working conditions

High quality materials




We only use high-strength steels. Like all Fortschritt products, the Silage Spreader have an extremely long life

Gear for the toughest conditions

The machine is equipped with an overload protection. The generously - sized gear ensures long life even under the toughest conditions. The coupling connectors are suitable for standard hitches Class I + II. Tractors from 40 hp are enough for the operation.

Sophisticated concept in detail




The patented tines distributors share the green material in the middle and move it forward and to the side.

Special designs for special requirements.

Hydraulically adjustable version

All machines are also available hydraulic adjustable. The angle of rotation left and right is 15 ° each. The robust rotary actuator is operated from the tractor.



The Turbo 2001F as feed distributor with dozer blade and chassis makes the feeding very easy and saves also time and costs. The machine works so clean that no residues remain in the feed. All machines come with integrated overload in the drive train.

Optional Accessories

Reduction gear for front-wheel drive or rear drive / lining plate with chassis / feed tray on one side or 1/4 to 3/4 extension roller up to 35 cm.